

# Photovoltaic module panel bursting during lamination stage

## Utility-Scale ESS solutions



## Overview

---

This can occur when air is trapped between the layers of the module. While it may seem like a major issue, bubbles can often be removed by applying pressure and heat to the affected area. In some cases, it may be necessary to redo the lamination process entirely, but this is. Fragments within the module may arise from the following causes: ① Improper soldering during the welding process, resulting in solder buildup or residues that crush the cells during vacuum extraction. ② Pre-existing latent damage to the cells, compounded by premature lamination when the EVA still. A bubble, a faint crack, a slight delamination—on the surface, these are just solar module defects. But for an engineer or a quality manager, they're symptoms of a much deeper, more expensive problem: an unknown flaw in your manufacturing process. While many resources can tell you what these. The long-term stability of photovoltaic modules is key to the continuous production of electricity from a photovoltaic system. This study presents the influences of short lamination processes on the moisture balance, achieved by increasing the lamination temperature up to 180 °C, and.

## Photovoltaic module panel bursting during lamination stage





### Reducing process time of PV module lamination by using double ...

Non-optimized encapsulation parameters, set during the lamination process, can be a cause of multiple failure modes for PV modules in the field. This paper investigates the influence of a double-side ...

### Common Issues in the Laminating Process of Photovoltaic Modules

(1) During lamination, gas accumulates around busbars. As the laminating plate presses down, expelling gas from the module, the resulting void is filled by highly fluid EVA.



### Lamination Technology - PV Panels

High pressure in membrane press without frames cause edge pinching. However, using such supports will lead to longer cycle time and adds up NVA operations. Incorrect recipe, improper handling of ...

## 2.5 MINUTES LAMINATION PROCESS

## AND THE INFLUENCES ...

This study presents the influences of short lamination processes on the moisture balance, achieved by increasing the lamination temperature up to 180 °C, and compares these with modules laminated at ...



 **Efficient Higher Revenue**

- Max. Efficiency 97.5%
- Max. PV Input Voltage 600V
- 150% Peak Output Power
- 2 MPPT Trackers, 150% DC Input Oversizing
- Max. PV Input Current 15A, Compatible with High Power Modules

 **Intelligent Simple O&M**

- IP66 Protection Degree: support outdoor installation
- Smart I-V Curve Diagnosis Function: locates PV string faults accurately and automatically detect faults
- DC & AC Type SPD prevent lightning damage
- Battery Reverse Connection Protection

 **Flexible Abundant Configuration**


- Plug & Play, EPS Switching Under 30ms
- Compatible with Lead-acid and Lithium Batteries
- Max. 6 Units Inverters Parallel
- AFC Function (Optional) when an arc fault is detected the inverter immediately stops operation

## Common problems of photovoltaic backsheet: bubbles, bulging...

As an important part of the PV panel, the backside protects the cells, but there are some common problems during production and later use. Below is a list of common problems with PV ...

## Photovoltaic module panel bursting during lamination stage

The model was used to determine the non-isothermal crosslinking conversion during lamination of EVA or POE based photovoltaic mini-modules. Temperatures were tracked by positioning seven sensors



## Experimental assessment of lamination processing method for liquid

In response to the processing challenges faced by PV/T modules, this study



proposed a novel lamination process, called the "Two-Stage Lamination Process (TSLP) method", which is ...

### A few common issues during the lamination process of solar panel

One common problem is bubble formation during the lamination process. This can occur when air is trapped between the layers of the module. While it may seem like a major issue, bubbles can often ...



### Analysis and solution of quality problems in photovoltaic module ...

When the laminating temperature set by the laminating machine is high or the laminating time is too long, the heating rate of the busbar is fast during the laminating process, and the EVA at the busbar ...

### The Authoritative Guide to Root Cause Analysis for Lamination ...

The root cause is an insufficient pre-lamination bake-out for that specific

batch of backsheets. The recommendation is to increase the bake-out time or raise the temperature to fully drive off the ...



---

## Contact Us

For catalog requests, pricing, or partnerships, please visit:  
<https://scelto.co.za>

